

INVISIBLE NO MORE

Advocating for AAPI ethnicity data
disaggregation at local and state levels (NYC,
NYS + Federal)

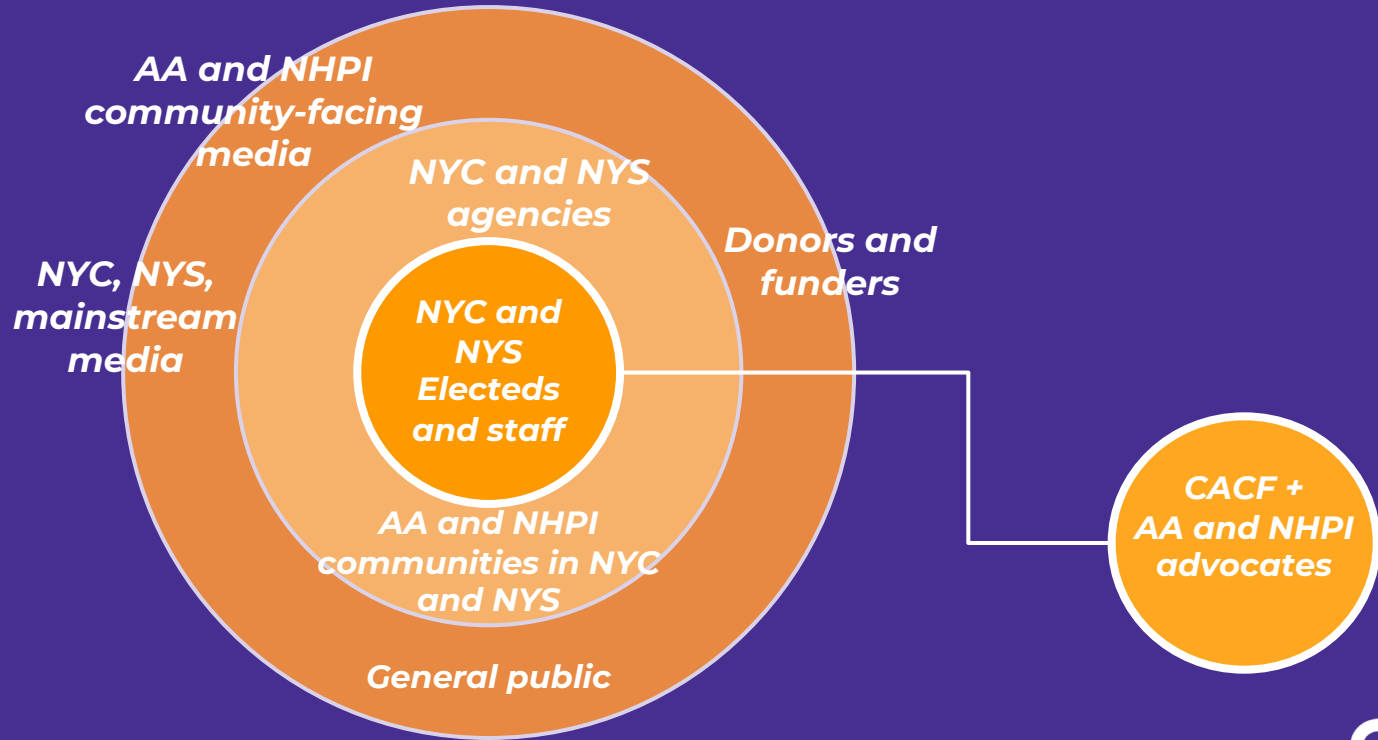
Lloyd Feng
Special Projects Policy Coordinator
lfeng@cacf.org



CACF as an Organization: Membership + Policy

- **90+ official member organizations**
- CACF's NYS budget campaign each year organizes **100+ AAPI-serving CBOs** toward a collective budget ask
- The **largest pan-Asian membership organization** in NYS (East Asian, South Asian, Southeast Asian, Central Asian, MENA)
- Member and partner organizations address **diverse, often unseen needs** in NYC and NYS AAPI community
 - Domestic and gender-based violence services
 - Youth programming
 - Senior care
 - Job training
- **Policy and Advocacy**
 - Budget Equity (18% and Growing and NYS Equity Budget Coalition)
 - Education Equity
 - Health Equity
 - **Data Equity and Disaggregation**
 - Language Access
 - Child Welfare
- **Leadership Development**
 - Asian American Student Advocacy Project (ASAP)
 - Social Justice Leadership Institute
- **Capacity Building**
 - Asian American Crisis Relief Fund
 - Access Health NYC
 - Communities of Color Nonprofit Stabilization Fund
 - Patient Navigator Program

Our Campaign's Key Stakeholders



What the who needs to do

- **Challenge:** NYS senators, their staff, and community advocates alike often lack an easy-to-use, easy-to-find resource for identifying quality data on the proportion and composition of Asian ethnic populations in their district.
 - Also, a need for comparisons across districts and ethnic groups
- **Choice:** With this tool, our intent is for NYC electeds to engage with Asian ethnic groups and understand their, at times, shared and at others, unique needs.
- **Outcome:** Ultimately, NYS senators should be able to develop better informed policy and resource allocation decisions that serve Asian ethnic populations.



Invisible No More Press Conference in front of New York City Hall, February 2016

What info they need/key questions they have?

- Which are the Asian ethnicities represented in a certain State Senate district?
- What proportion does each group represent as a share of the overall district population + as a share of the overall Asian population?
- Where is a specific Asian population concentrated in-district?
- What about Asian regional aggregations (East Asian, South Asian, Southeast Asian, and Central Asian)?
- Where are Asian populations concentrated in relation to one another?
- Where are Asian populations concentrated in relation to other racial/ethnic groups?
- **How are they doing?**
- What are the characteristics and/or needs of certain groups in-district?

The data

- **Data content:** detailed Asian ethnicity population data, breakdown of proportion of Asian populations in relation to one another
- **Geography:** NYS Senate districts and NYS census tracts
- **Data sources:** 2022 ACS 5-year data, 2021 ACS 5-year data
- **Other kinds of disaggregation:**
 - age,
 - gender and sex
 - populations over time

Slide 7: Main dashboard view

Diversity and Disparity: Illuminating New York State's Asian Communities

CACF's Invisible No More Campaign

Welcome to the Asian Ethnicity Data Dashboard for New York State Senate Districts. This dashboard, created as part of our Invisible No More campaign, provides a detailed look at the diversity of and disparity within Asian communities across New York State.

Explore the dashboard to learn about the vibrant tapestry of Asian ethnic groups in your State Senate district and across New York. Join us in advocating for data equity and data representation for all our Asian communities. Click below to learn more about New York State's Asian communities at the Asian regional group level or at the Asian ethnic group level.

Search by ethnicity/regional group

Search by Senate district

CACF

Coalition For Asian American
Children+Families

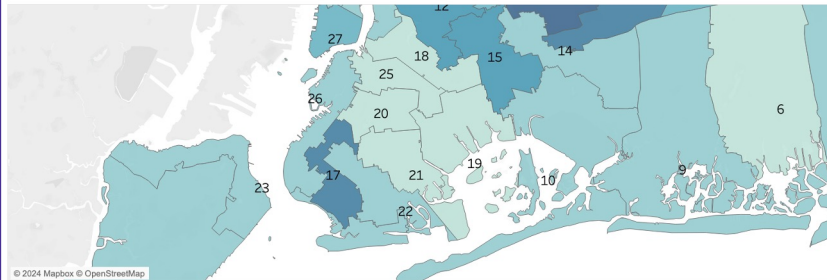
Click buttons below to explore further:

Federal Standards

Laws

Asian CBOs

Map of Asian New Yorkers Across NYS Senate Districts

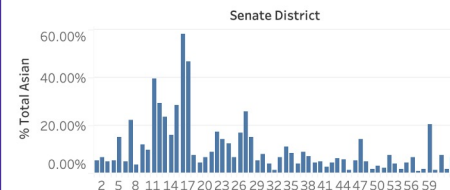


Total Asian

3,439 174,436

Sources: 2022 and 2021
American Community Survey
5-year estimates

Asian Proportion of Overall Population by Senate District



Key Terms

data disaggregation: breaking down one larger dataset into smaller groups

ethnicity: refers to a social group that shares a common and distinctive culture, religion, language, or the like; often characterized by cultural traditions, beliefs, and practices that are passed down through generations. Ethnic identity is based on belonging to a particular cultural group, and is frequently associated with a specific geographic region or point of origin.

Senate District

- (All)
- 1
- 2
- 3
- 4
- 5
- 6
- 7
- 8
- 9
- 10
- 11

CACF

Coalition For Asian American
Children+Families

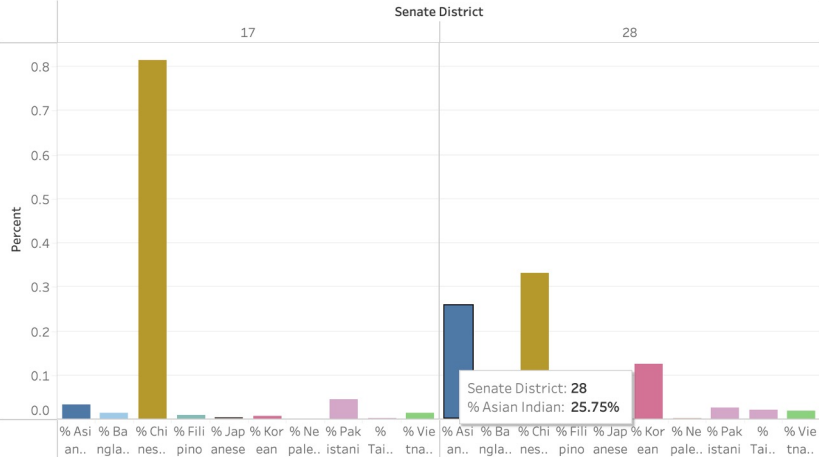
Slide 8: Data tool on NYS AA and NHPI Data Disag Law

2021 NYS Asian American and Native Hawaiian Pacific Islander Data Disaggregation Law

In 2021, following a decade of persistent community advocacy led by CACF's Invisible No More Campaign, Governor Kathy Hochul signed NYS's historic Asian American and Native Hawaiian Pacific Islander data disaggregation bill into law. The law mandates that all state agencies, boards, and commissions that collect demographic data must now collect data on the top ten most populous Asian American ethnic groups (in descending order of population size: Chinese, Asian Indian, Filipino, Korean, Bangladeshi, Pakistani, Japanese, Vietnamese, Taiwanese, and Nepali) and four specific Native Hawaiian/Pacific Islander ethnic groups (NH, Samoan, Guamanian, and Chamorro) along with data on languages spoken. All such government entities must also publish their data annually and are required to begin publishing such data by July 1, 2024.

Unfortunately, the Asian groups that are most in need of being seen and understood in government data collection have continually gone forgotten or dismissed when government only focuses on the needs of the most populous groups.

Comparison of Asian Ethnicities by Senate District



Senate District

- 29
- 30
- 31
- 32
- 33
- 34
- 35
- 36
- 37
- 38

Ethnicity

- % Asian Indian
- % Bangladeshi
- % Chinese, except Taiwan..
- % Filipino
- % Japanese
- % Korean
- % Nepalese
- % Pakistani
- % Taiwanese
- % Vietnamese

Source: 2022 American Community Survey 5-Year Estimates

Click buttons below to explore further:

NYS Agency Data

Beyond the Top 10

NHPI in NYS

Back to Home Page



Key design considerations

- **Medium:** interactive dashboard that can house and share available disaggregated ethnicity data (ACS data at the moment)
- **Main view:** New York State Senate map
- **Language:** English
- **Definitions:** removing barriers to understanding and engagement
- **Functionality:**
 - Comparisons (what is the context of information about my/this one district?)
 - Printability
 - Access to other relevant contextualizing information

How this tool will be used?

- CACF's INM campaign can share this tool with NYS Senate offices, offering them a resource to learn about our communities, data disag, and their own constituents.
- These dashboard views can become one-pager or quick additions to other one-pagers
- CACF's INM campaign can use this in our advocacy in engaging with Asian communities and allies in upstate NY, the Hudson Valley, and Long Island.
- CACF's ASAP Youth Leaders and programs team
- CACF's other policy campaigns can leverage this tool in legislative engagement

Final reflections and takeaways

- Areas of growth:
 - Learning how to use and understand Tableau (frustrating↔rewarding)
 - Identifying which angle I should pursue in showcasing our advocacy for data disaggregation by ethnicity
- Challenges:
 - The dataset may be the problem (structuring the Excel spreadsheets a certain way, cleaning up the data, etc.)
 - Understanding how best to present different datasets in relation to one another without 'apples to oranges' problem
 - Addressing the 'so what now?' problem over time and through the provision of greater context for the data being presented
- A real privilege to be part of the NEA Fellow community!
 - Thank you to Selena and the whole team at PolicyLink and ERI!